



CLIMATE CHANGE - MAKE A CHANGE!

Activities for ENO Climate Change Campaign

- Activity I:** The March Of Frogs (all levels)
- Activity II:** A play (all levels)
- Activity III:** Climate Change in my country (secondary/hs)
- Activity IV:** Radio story (secondary/hs)

NOTE: Register to ENO Climate Change Campaign by 28th of November here: <http://enocc.blogspot.com>

ACTIVITY I: THE MARCH OF FROGS



A SUMMARY: In this activity we make paper frogs and collect pledges from people to reduce the effect of climate change. Pledges can also be submitted to *Frank's Web Bank* on the web. Pledges will be collected from people and *The March of Frogs* will highlight the campaign on the **20th of Jan 2010**. All the pledges will be counted and the number of pledges will be emailed to organisers.

LEVEL: ALL

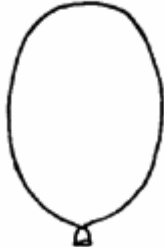

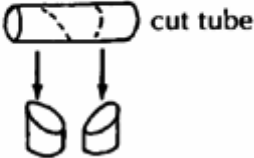



HOW TO CARRY OUT:

- 1) **Register your school to campaign by 28th of November** here: <http://enocc.blogspot.com>
- 2) Make frogs out of papier-mache, see instructions below.
- 3) Collect small things like bottle tops or cones for pledges. They are to put inside the frog after each pledge has been made.
- 4) Frogs are to be filled with pledges. Different pledges can be found on **A List Of Pledges**. Please show these two audience when you collect pledges.
- 5) Get bottle tops or cones ready, one piece symbolizes one pledge. Read **The Speech** to your audience and show **A List of Pledges**. People are welcome to make their pledges, say them aloud and then put things to mouths of Frogs.
- 6) Collect pledges firstly at schools and in families. Inform everybody about the Frank's Web Bank : <http://eno.joensuu.fi/bank/pledges.htm>
- 7) Go on collecting pledges in your community (market, library, banks etc). You are welcome to challenge local celebrities or decision-makers.
- 8) **CAMPAIGN DAY: The March Of Frogs, WED 20 JAN 2010 at noon local time. Kids are marching in the city centre and slightly shaking their frogs to make them "speak"**. They inform about the campaign and ask pledges from people to frogs. Frogs will be filled with pledges. Kids can also sing Frank's song *You Control The Climate Change*.

AFTERWARDS:

Count all the pledges together and fill in the form about the total number of pledges at <http://enocc.blogspot.com>

HOW TO MAKE FRANK THE FROG?

| | | |
|--|--|--|
| <p>balloon</p>  | <p>4 pieces of thick cardboard</p>  | <p>cardboard tube (perhaps from old toilet roll)</p>  |
| <p>1. Blow a balloon and tie it.</p> | <p>2. Cut the hands and feet of Frank out of thick cardboard.</p> | <p>3. Cut Frank's feet out of a cardboard tube (old toilet roll).</p> |
|  |  |  |
| <p>4. Put paper pieces with glue around the balloon. Let them dry. Make many layers.</p> | <p>5. After Frank is dry, cut carefully its mouth and paint it.</p> | <p>6. Frank is now ready and starving. Make him happy and put your pledges into his mouth!</p> |

THE SPEECH

Our school takes part to climate change campaign by the ENO Programme. ENO-Environment Online is a global virtual school for sustainable development that has spread its activities to over 120 countries.

Climate change is a global problem, and yet each one of us has the power to make a difference. Even small changes in our daily behaviour can help prevent greenhouse emissions without affecting our quality of life. In fact, they can save us money. We can control climate change and pledge to become responsible citizens by reducing our CO2 emissions through making small changes to our daily behaviour.

We would like you to do your part and make a pledge. Our mascot for the campaign is **Frank The Frog**. He lives from your pledges and is starving. We ask you to make your pledge. You can choose one of 12 pledges or make your own pledge. If you make a pledge you can feed Frank with your pledge.

A LIST OF PLEDGES / choose from these:

A) I decrease the temperature at home by 1 Celsius and turn off the lights whenever I don't need them.

B) I don't leave my TV, computer or stereo in a stand-by mode but switch them off when I don't use them.

C) I change our light bulbs into energy-saving bulbs.

D) I change our electricity into one that uses renewable resources.

E) I don't waste in vain - I prefer to fix and repair rather than buy new

F) I sort my waste and recycle whenever possible

G) I use products that have as little packaging as possible.

H) I use public transport and walk or bicycle instead of driving a car.

I) I eat local food and less meat.

J) When I buy food I use a bag or an old plastic bag.

K) I favour environmentally labelled products.

L) I plant a tree and ask my friend to do the same.

M) I make my own pledge that is ?

You Control The Climate Change!

1. I'm Frank The Frog
take part in ENO
Our task is a big one
So listen, please don't go.
We have a global problem
it is the climate change
But **we** have the power
To make a change.

Turn down. Switch off. Recycle. And walk.
Four small changes: We act, we don't just talk.
Make your pledges so Earth remains
You control the climate change

2. The heat is melting
the ice at the Poles
sea levels rising
who will save our souls?
Floods and storms
we don't need them more
climate change
is knocking on the door.

Turn down. Switch off. Recycle. And walk.
Four small changes: We act, we don't just talk.
Make your pledges so Earth remains
You control the climate change

3. It's not just people
who make this possible
governments and industries
they are responsible
We will together
Prevent this tragedy
So make us happy
And put your pledge in me!

Turn down. Switch off. Recycle. And walk.
Four small changes: We act, we don't just talk.
Make your pledges and make the change:
You control the climate change
Turn down. Switch off. Recycle. And walk.
Four small changes: We act, we don't just talk.
Make a pledge and you make the change
You control the climate change
We control the climate change.

A song by the ENO Programme, download the mp3 here:
http://eno.joensuu.fi/enomedia/music/you_control_the_climate_change.mp3

ACTIVITY II: A DRAMA ACTIVITY



A Summary: Students will make a short play about climate change and will perform this play (5 – 10 minutes) during ENO Campaign Week (18-24 JAN) at schools and in their community. They can use Frank The Frog as a character in their play and his music or do a play of their own. Photos and video clips are welcome to send by email, see below.

LEVEL: ALL

HOW TO START:

- A) Split your students to groups or make this only with some students
- B) Before the play students must have a basic knowledge about climate change.
- C) The play should be simple and to easily performed in many places.
- D) Students are welcome to use Frank The Frog and his music for the play or do one of their own. Please use your imagination!
- E) Start rehearsals with your students.

WHEN YOUR PLAY IS READY:

- A) Be prepared to perform it at school and in different places
- B) During the campaign week perform it and if possible take photos and video clips
- C) Send your photos to photos@enoprogramme.org and videos to videos@enoprogramme.org

DEADLINE: To be carried out during ENO Campaign Week, 19- 25 January 2009

ACTIVITY III : “IMPACTS OF CLIMATE CHANGE IN MY COUNTRY”



LEVEL: 13- 18 yrs

Make a presentation about the impact of climate change in your country. Try to find answers to topics below:

- 1) Regional sources and sinks of **greenhouse gases**
- 2) The impact of climate change on **natural vegetation**
- 3) The impact of climate change on **natural fauna** (animals)
- 4) The impact of climate change on **agriculture** (food production)
- 5) The impact of climate change on **forestry/forests**
- 6) The impact of climate change on **weather** (floods, storms, drought, possible changes in living conditions)

Make a presentation either with Google Docs or powerpoint. **Recommended size is max 12 slides.**

HOW TO START:

- F) split your class and share the topics 1- 6 . For an example, one group gather information about regional impacts on vegetation, one studies its impact on weather etc.
- G) Try to find material from different sources (web, libraries, newspapers, tv, radio, experts). Get local experts involved!
- H) If it's difficult to find information on some topics you can skip them.
- I) When all the information is gathered by the groups find the most essential things for the final work. Each pair or group can make max 2 slides .
- J) If you use Google Docs teacher will share the template. You will only have one document and each group is responsible for their own slides.

WHEN YOUR WORK IS READY:

- D) If you use Google Docs&Spreadsheets share your work with mika@enoprogramme.org
- E) If you want to make it with powerpoint send your work as attachment to media@enoprogramme.org , remember to include your school name and ID.

DEADLINE: Friday 18th of December 2009



